

42

200m Individual Medley Women...

Official

13NZ

13 Years New Zealand Short Course Record
2013-10-02Mya Rasmussen
KIWMN


14NZ

14 Years New Zealand Short Course Record
2017-10-04Brearna Crawford
MAGAK

NZR

Open New Zealand Short Course Record
2020-11-15 Budapest, HungaryHelena Gasson
 CSCAK

18NZ

18 Years New Zealand Short Course Record
2008-12-13Natalie Wiegiersma
 WAVSL

Show more

☰ Qualified

☰ Heats

🏊 Summary












1

C Final

Official

heat

Started at: 06:30 PM (- 1 min)

Lane	Competitor	Age	Club	RT	FINA	Rank	Result
0	 Elisia Wong	20	 Jasi ...	+0.73		4	2:25.89
	25m: 13.83		50m: 30.51 (16.68)				
	75m: 48.58 (18.07)		100m: 1:05.78 (17.20)				
	125m: 1:26.68 (20.90)		150m: 1:48.65 (21.97)				
	175m: 2:08.06 (19.41)		200m: 2:25.89 (17.83)				
1	 Violet Carter	13	 Ice B...	+0.65		8	2:30.94
	25m: 14.92		50m: 32.97 (18.05)				
	75m: 52.49 (19.52)		100m: 1:10.88 (18.39)				
	125m: 1:33.00 (22.12)		150m: 1:55.53 (22.53)				
	175m: 2:13.97 (18.44)		200m: 2:30.94 (16.97)				
2	 Ariella Riley	15	 Hamil...	+0.77		6	2:27.18
	25m: 14.59		50m: 32.00 (17.41)				
	75m: 51.56 (19.56)		100m: 1:09.81 (18.25)				
	125m: 1:32.44 (22.63)		150m: 1:54.02 (21.58)				
	175m: 2:11.41 (17.39)		200m: 2:27.18 (15.77)				
3	 Samantha ...	17	 Tasm...	+0.75		1	2:23.68
	25m: 14.03		50m: 30.29 (16.26)				
	75m: 49.10 (18.81)		100m: 1:07.07 (17.97)				
	125m: 1:28.14 (21.07)		150m: 1:49.07 (20.93)				
	175m: 2:07.15 (18.08)		200m: 2:23.68 (16.53)				
4	 Ania Maritz	15	 Nort...	+0.69		2	2:25.45
	25m: 13.79		50m: 30.54 (16.75)				
	75m: 49.54 (19.00)		100m: 1:08.31 (18.77)				
	125m: 1:29.48 (21.17)		150m: 1:51.55 (22.07)				
	175m: 2:09.37 (17.82)		200m: 2:25.45 (16.08)				
5	 Taylor Broc...	15	 Tasm...	+0.71		3	2:25.60
	25m: 14.53		50m: 31.80 (17.27)				
	75m: 50.27 (18.47)		100m: 1:08.36 (18.09)				

125m: 1:30.43 (22.07) 150m: 1:52.47 (22.04)
175m: 2:09.69 (17.22) 200m: 2:25.60 (15.91)

6  Sara Jame... 17  Unite... +0.73 **7** 2:28.37

25m: 13.87 50m: 30.43 (16.56)
75m: 50.31 (19.88) 100m: 1:09.91 (19.60)
125m: 1:32.20 (22.29) 150m: 1:54.80 (22.60)
175m: 2:12.21 (17.41) 200m: 2:28.37 (16.16)

7  Nicola Lovell 14  Blen... **10** 2:35.40

25m: 15.23 50m: 34.16 (18.93)
75m: 54.41 (20.25) 100m: 1:13.61 (19.20)
125m: 1:35.97 (22.36) 150m: 1:58.82 (22.85)
175m: 2:17.74 (18.92) 200m: 2:35.40 (17.66)

8  Amelie Austin 16  St P... +0.74 **5** 2:26.74

25m: 14.21 50m: 31.39 (17.18)
75m: 50.87 (19.48) 100m: 1:10.21 (19.34)
125m: 1:31.62 (21.41) 150m: 1:53.12 (21.50)
175m: 2:10.42 (17.30) 200m: 2:26.74 (16.32)

9  Holly Nelson 15  Nort... +0.74 **9** 2:33.14











25m: 14.63 50m: 32.26 (17.63)
75m: 51.12 (18.86) 100m: 1:08.98 (17.86)
125m: 1:32.95 (23.97) 150m: 1:57.13 (24.18)
175m: 2:16.30 (19.17) 200m: 2:33.14 (16.84)

2 B Final



heat



Started at: 06:34 PM (- 1 min)

Official



Lane	Competitor	Age	Club	RT	FINA	Rank	Result
0	 Kate Hurley	15	 Pirat...	+0.69		5	2:23.49
	25m: 14.23 50m: 31.47 (17.24)						
	75m: 50.22 (18.75) 100m: 1:08.22 (18.00)						
	125m: 1:28.64 (20.42) 150m: 1:49.13 (20.49)						
	175m: 2:06.84 (17.71) 200m: 2:23.49 (16.65)						
1	 Deotille Vid...	14	 Tahiti	+0.72		6	2:23.85
	25m: 13.86 50m: 30.66 (16.80)						
	75m: 49.16 (18.50) 100m: 1:06.78 (17.62)						
	125m: 1:28.03 (21.25) 150m: 1:49.66 (21.63)						
	175m: 2:07.78 (18.12) 200m: 2:23.85 (16.07)						
2	 Bianca Chan	14	 Rosk...	+0.70		10	2:29.38
	25m: 14.22 50m: 31.14 (16.92)						
	75m: 50.53 (19.39) 100m: 1:09.17 (18.64)						
	125m: 1:30.59 (21.42) 150m: 1:52.77 (22.18)						
	175m: 2:11.94 (19.17) 200m: 2:29.38 (17.44)						
3	 Melissa Co...	18	 Nort...	+0.66		6	2:23.85
	25m: 13.89 50m: 31.00 (17.11)						
	75m: 51.20 (20.20) 100m: 1:10.01 (18.81)						
	125m: 1:29.61 (19.60) 150m: 1:49.16 (19.55)						
	175m: 2:07.51 (18.35) 200m: 2:23.85 (16.34)						
4	 Sarah Wilson	20	 Vikin...	+0.70		1	2:19.03
	25m: 13.43 50m: 29.38 (15.95)						
	75m: 47.78 (18.40) 100m: 1:05.69 (17.91)						



125m: 1:25.13 (19.44) 150m: 1:44.72 (19.59)
175m: 2:02.24 (17.52) 200m: 2:19.03 (16.79)

5  **Talitha McE...** 17  **Mt M...** +0.69 **4** **2:23.44**
25m: 13.60 50m: 30.00 (16.40)
75m: 48.84 (18.84) 100m: 1:06.66 (17.82)
125m: 1:28.04 (21.38) 150m: 1:49.80 (21.76)
175m: 2:07.36 (17.56) 200m: 2:23.44 (16.08)

6  **Maia Adams** 19  **Rau...** +0.67 **2** **2:21.22**
25m: 14.05 50m: 30.89 (16.84)
75m: 49.28 (18.39) 100m: 1:06.98 (17.70)
125m: 1:27.27 (20.29) 150m: 1:47.96 (20.69)
175m: 2:05.21 (17.25) 200m: 2:21.22 (16.01)

7  **Breeze van...** 15  **Here...** **3** **2:23.40**
25m: 14.31 50m: 31.39 (17.08)
75m: 49.54 (18.15) 100m: 1:06.72 (17.18)
125m: 1:28.36 (21.64) 150m: 1:50.46 (22.10)
175m: 2:07.73 (17.27) 200m: 2:23.40 (15.67)









8  **Kiri Yamag...** 14  **Howi...** +0.71 **9** **2:27.27**
25m: 14.01 50m: 30.88 (16.87)
75m: 50.08 (19.20) 100m: 1:08.34 (18.26)
125m: 1:30.85 (22.51) 150m: 1:53.55 (22.70)
175m: 2:11.25 (17.70) 200m: 2:27.27 (16.02)

9  **Olivia Bates** 15  **Howi...** +0.76 **8** **2:26.25**
25m: 14.83 50m: 32.19 (17.36)
75m: 51.19 (19.00) 100m: 1:09.36 (18.17)
125m: 1:31.10 (21.74) 150m: 1:52.20 (21.10)
175m: 2:10.32 (18.12) 200m: 2:26.25 (15.93)

3 A Final

heat Started at: 06:39 PM

Official

Lane	Competitor	Age	Club	RT	FINA	Rank	Result
0	 Alina Wong	16	 Ice B...	+0.63		10	2:25.14 25m: 14.08 50m: 31.43 (17.35) 75m: 50.22 (18.79) 100m: 1:08.22 (18.00) 125m: 1:30.29 (22.07) 150m: 1:51.57 (21.28) 175m: 2:09.22 (17.65) 200m: 2:25.14 (15.92)
1	 Charlie Tw...	18	 Coas...	+0.69		8	2:22.47 25m: 13.75 50m: 30.43 (16.68) 75m: 48.26 (17.83) 100m: 1:05.74 (17.48) 125m: 1:26.71 (20.97) 150m: 1:48.26 (21.55) 175m: 2:05.95 (17.69) 200m: 2:22.47 (16.52)
2	 Neve Tassi...	17	 Nga ...	+0.74		6	2:19.04 25m: 13.47 50m: 29.62 (16.15) 75m: 48.09 (18.47) 100m: 1:05.47 (17.38) 125m: 1:25.30 (19.83) 150m: 1:46.09 (20.79) 175m: 2:03.34 (17.25) 200m: 2:19.04 (15.70)
3	 Zyleika Pra...	19	 Coas...	+0.69		3	2:14.70 25m: 12.84 50m: 28.62 (15.78) 75m: 46.18 (17.56) 100m: 1:02.98 (16.80)

125m: 1:22.24 (19.26) 150m: 1:41.65 (19.41)
175m: 1:58.56 (16.91) 200m: 2:14.70 (16.14)

4  **Gina McCa...** 21  **Hamil...** +0.76 **1** **2:11.85**



25m: 13.58 50m: 29.47 (15.89)
75m: 46.27 (16.80) 100m: 1:02.00 (15.73)
125m: 1:20.73 (18.73) 150m: 1:39.67 (18.94)
175m: 1:56.35 (16.68) 200m: 2:11.85 (15.50)

5  **Lexi Harris...** 21  **ACU ...** +0.71 **2** **2:12.86**

25m: 13.28 50m: 28.93 (15.65)
75m: 46.04 (17.11) 100m: 1:02.31 (16.27)
125m: 1:21.58 (19.27) 150m: 1:41.28 (19.70)
175m: 1:57.63 (16.35) 200m: 2:12.86 (15.23)

6  **Liv Peebles** 17  **TBS...** +0.76 **5** **2:16.16**



25m: 13.30 50m: 29.39 (16.09)
75m: 46.66 (17.27) 100m: 1:03.42 (16.76)
125m: 1:23.15 (19.73) 150m: 1:43.37 (20.22)
175m: 2:00.35 (16.98) 200m: 2:16.16 (15.81)

7  **Laura Littlej...** 19  **St P...** +0.53 **4** **2:15.32**

25m: 13.30 50m: 29.32 (16.02)
75m: 46.71 (17.39) 100m: 1:03.86 (17.15)
125m: 1:23.14 (19.28) 150m: 1:44.13 (20.99)
175m: 2:00.26 (16.13) 200m: 2:15.32 (15.06)

8  **Chloe Peters** 15  **Hamil...** +0.67 **9** **2:24.48**

25m: 13.41 50m: 29.96 (16.55)
75m: 48.60 (18.64) 100m: 1:06.94 (18.34)
125m: 1:28.64 (21.70) 150m: 1:50.84 (22.20)
175m: 2:08.21 (17.37) 200m: 2:24.48 (16.27)

9  **Jasmine Ly...** 16  **Phoe...** +0.65 **7** **2:21.60**

25m: 13.85 50m: 30.52 (16.67)
75m: 50.40 (19.88) 100m: 1:08.76 (18.36)
125m: 1:27.81 (19.05) 150m: 1:47.44 (19.63)
175m: 2:05.41 (17.97) 200m: 2:21.60 (16.19)